




#1 Wartsila 6L20 Engine


#2 Leroy Somer Generator



#3 Start/Stop System (Control Panel)




#4 Water Preheating Unit (KVE)



#5 APV Heat Exchanger



#6 AMOT Electric Actuator (EA100)




#7 Fuel Booster Pump


#8 Fuel Filter (Doppelfilter)




#9 Kral Flow Meter Controller (BEM 500)



#10 Kracht Flowmeter with Temperature Sensor



#11 Fuel Tank



#12 Fuel Cooler



#13 DECS 100



#15 Deck

#14 Trailer



Trailer Hitch